

# Renewing your Membership

Read ALL the instructions first before trying to renew membership and then click on the link below!

1. Click on the following link or copy it into your browser;

<http://www.bowwaters.org/cart/?add-to-cart=29>


2. You will then be taken to this screen. Your membership renewal will be put in the website shopping cart. Next, Click on **Proceed to Checkout**.

---

🔔 "Regular Membership" has been added to your cart. 🛒 Continue Shopping

---

**You Have 1 Item In Your Cart**

Product	Price	Quantity	Total
 Regular Membership	\$45.00	1	\$45.00 <span style="float: right;">✕</span>

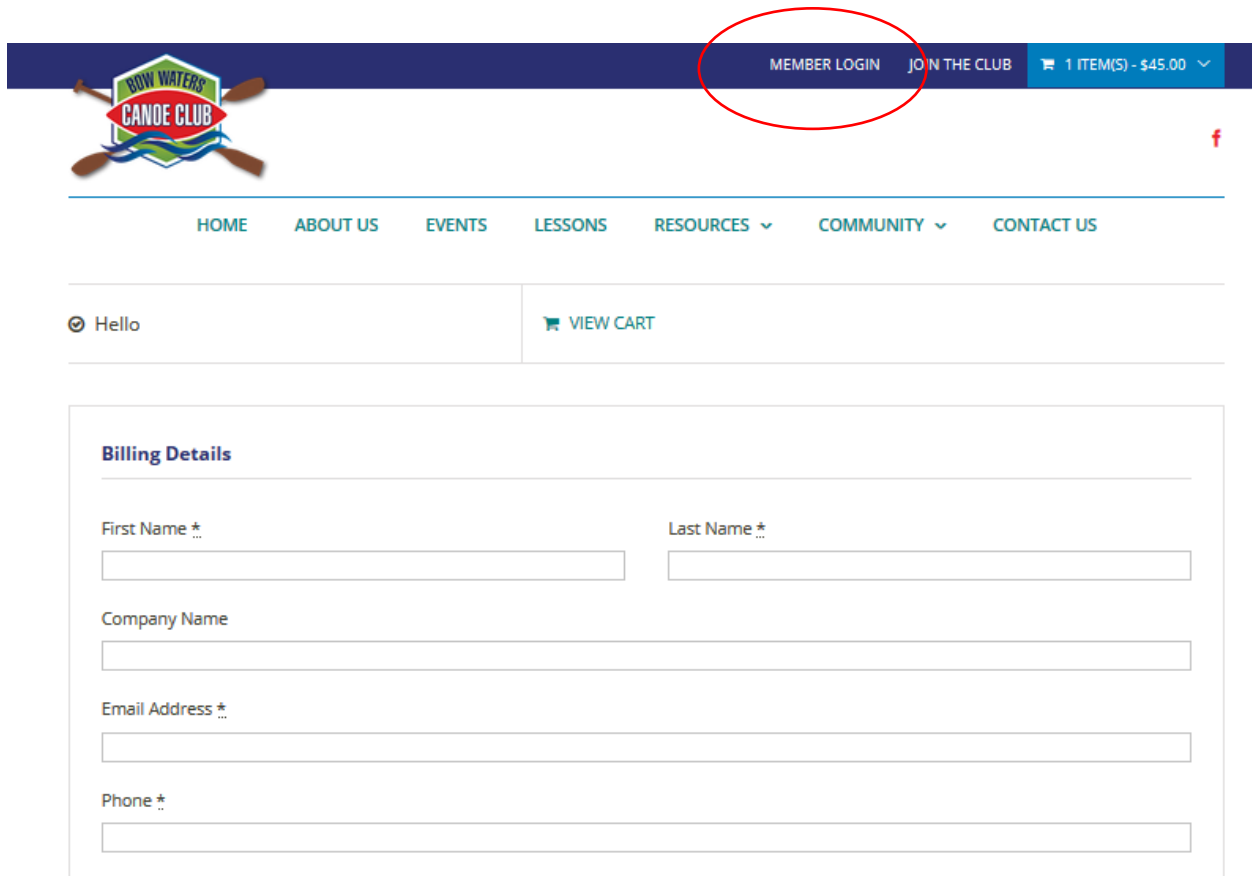
**Cart Totals**

---

<b>Subtotal</b>	\$45.00
<hr/>	
<b>Total</b>	<b>\$45.00</b>

UPDATE BASKET  
PROCEED TO CHECKOUT

3. You will then be taken to this page, **ignore the blank billing details and instead click on MEMBER LOGIN** at the top of the page. Login with **your user name and pw.**



The screenshot shows the top navigation bar of the Row Waters Canoe Club website. The logo is on the left, and the navigation menu includes HOME, ABOUT US, EVENTS, LESSONS, RESOURCES, COMMUNITY, and CONTACT US. The top right corner features a dark blue bar with the text "MEMBER LOGIN" circled in red, "JOIN THE CLUB", and a shopping cart icon with "1 ITEM(S) - \$45.00". Below the navigation bar, there is a "Hello" greeting and a "VIEW CART" button. The main content area contains a "Billing Details" form with fields for First Name, Last Name, Company Name, Email Address, and Phone.

4. You will then be logged in and taken to this page where you will see \$45.00 in your Cart at the top right of the page, Click on the Cart and then Click on **Checkout**.



The screenshot shows the website after a user is logged in. The top navigation bar now includes "MY PROFILE" and "MY ACCOUNT" in addition to the previous items. The shopping cart icon now displays "1 ITEM(S) - \$45.00". A dropdown menu is open, showing "Regular Membership" with a price of "1 x \$45.00". The "Checkout" button in the dropdown menu is circled in red.

5. You will then be taken to a page with all YOUR billing details, confirm they are correct and then scroll to the bottom of the page and Click on **Continue to Payment**. Follow through with your payment and you will be renewed for 2018! **When you receive your order confirmation, it will contain a link to the SMARTWAIVER, complete it right away or your membership won't be valid! If you don't get the order confirmation right away, check your JUNK Mail!**

First Name \*

Last Name \*

Company Name

Email Address \*

Phone \*


Country \* **Canada**


Address \*

Town / City \*


Province \*

Postal Code \*

	Regular Membership × 1	\$45.00
		<b>Subtotal</b> \$45.00
		<b>Total</b> \$45.00

Pay with Credit Card 

Pay with your credit card via Stripe.

Pay with PayPal [What is PayPal?](#) 

**CONTINUE TO PAYMENT**

Issues? Contact [bwccmemberships@gmail.com](mailto:bwccmemberships@gmail.com)